

RESCUE TOOLS





YOU CAN COUNT ON US, FOR LIFE

For over half a century, Holmatro has been developing the most innovative and powerful equipment for rescuers worldwide.

This catalog includes an important selection of our product range. For more tools and more information, please visit www.holmatro.com.

TABLE OF CONTENTS

TECHNOLOGY & DESIGN

Pentheon Technology	4
CORE Technology	8
CORE or cordless?	9
Inclined Cutting	10
Holmatro NCT Cutters	12
OmniShore	14

CUTTERS

Pentheon Cutters	16
Cordless Mini Cutter	17
CORE NCT Cutters - Inclined	18
CORE NCT Cutters - Traditional	19
CORE Mini Cutter	20

SPREADERS

Pentheon Spreaders	21
CORE Spreaders	22
Spreaders - Accessories	23

COMBI TOOLS

Pentheon Combi Tools	24
CORE Combi Tools	26
Hand-operated Combi Tools	28
Combi Tools - Accessories	29

RAMS

Pentheon Rams - telescopic	30
Pentheon Rams - single plunger	31
CORE Rams - telescopic	32
CORE Rams - single and double plunger	33
Rams - Accessories	34

BREACHING

Forcible Entry Tool T1	36
Door Openers	38

SHORING & STABILIZATION

OmniShore	40
OmniShore Sets	41
OmniShore Drive Elements	44
OmniShore Expansion Sets	45
OmniShore Struts	46
OmniShore Accessories	47
V-Strut	48
Chocks & Blocks	48

LIFTING & WEDGING

Lifting Bags HLB	49
Stack Bags HSB	50
Accessories HLB & HSB	51
Jacks & Wedges	52

VARIOUS RESCUE TOOLS

Concrete Crusher	53
Mini Cutter	53

RESCUE ASSIST TOOLS

Ram supports	54
Tool station	54
Airbag protection cover	55
Sharp edge protection covers	55
Protection shield	55
Glass-Master	56
Window Punch	56
Rescue support bag	56
Extrication gloves	56

POWER SOURCES

Pentheon batteries, chargers and cables	57
Backpack Pump	58
Spider Range pumps - SR 10	59
Spider Range pumps - SR 20	60
Spider Range pumps - SR 40/42	61
Pumps - hand / foot	62

HOSES

Hoses	63
Hose reel	63

Holmatro Offices & Dealers	65
A history of innovation	66



PENTHEON

THE NEXT-GEN PENTHEON SERIES UNRESTRAINED PERFORMANCE FOR YOUR MISSION

- UNRIVALED PERFORMANCE -

- SUPERIOR USABILITY -

- ADVANCED CONNECTIVITY -

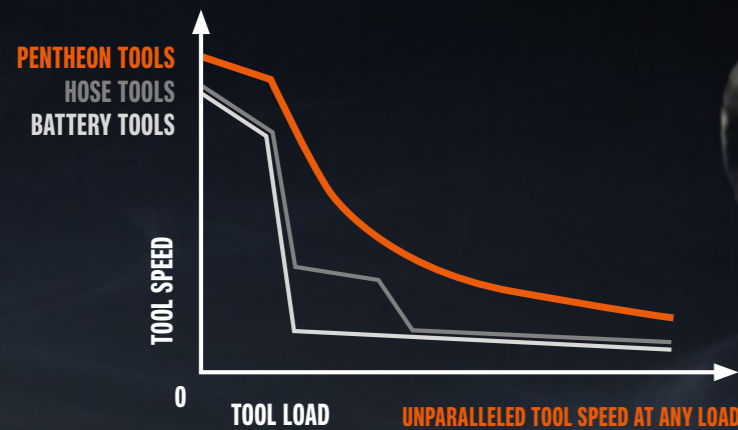
- EXCEPTIONAL SERVICEABILITY -

UNPARALLELED SPEED STEPLESS SPEED MAXIMIZATION

PATENTED

Pentheon tools are the fastest rescue tools on the market. A revolutionary mechatronic system inside the tools continuously optimizes the motor and pump settings, to deliver a maximized oil flow over the full pressure range. This provides you, as a rescuer, with unparalleled tool speed at any load.

Where all other rescue tools show a significant decrease in speed when switching to another stage to deal with higher loads, Holmatro Pentheon tools stick to the ideal stepless speed curve.



ULTIMATE CONTROL TWO-SPEED INLINE CONTROL HANDLE

The unparalleled speed of Pentheon is most useful when dosed. That's why the clever two-speed inline control handle lets you take full command. Easily switch between high- and low-speed at any time and experience stepless speed, proportional to how far you turn the handle.



BATTERY MANAGEMENT MADE EASY ON-TOOL CHARGING

Stop swapping batteries! From now on you can charge the battery while it's still on the tool. Simply connect the tool to the charger and the whole charging process will regulate itself. The battery on the tool always has priority over the one on the charger, which will resume charging when the battery on the tool is 100% full. You can connect up to 3 chargers to be powered from a single outlet. This allows you to charge 6 batteries without any management.



ADVANCED CONNECTIVITY

Transform your phone or tablet into an extension of your tools with the sophisticated MyHolmatro app. Simply connect Pentheon via Bluetooth® and the app will provide insights such as battery state of health and state of charge, pump stage, motor temperature, working pressure (including peak pressure) and speed mode. Additionally, the app can quickly and easily perform an automated self-check, to ensure the best rescue performance possible.



DISCOVER ALL FEATURES
AND BENEFITS ON
[HOLMATRO.COM/
PENTHEON](http://HOLMATRO.COM/PENTHEON)

CORE TECHNOLOGY

No. 1 in traditional rescue systems



CORE OR CORDLESS?

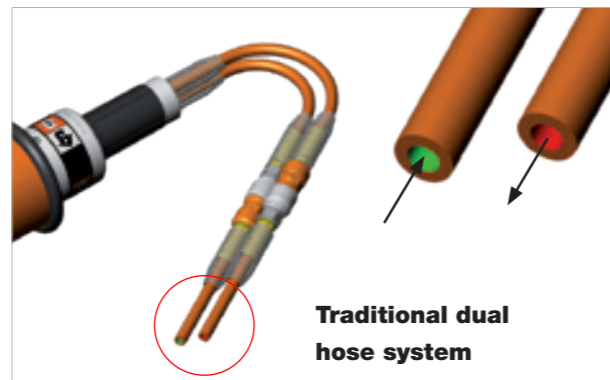



Same reliable performance, different benefits

HOLMATRO CORE TECHNOLOGY HAS MADE RESCUE PROCEDURES QUICKER, EASIER AND SAFER



Back in 2005 Holmatro introduced a revolutionary new technology that would change the world of rescue and become the new international standard in hydraulic rescue sets. CORE stands for Coaxial Rescue Equipment and replaces the dual hose rescue tool set based on two (separate high- and low-pressure) hoses with four couplers and a valve on the pump for switching between tools. CORE tools only have one hose with one coupler on each end and eliminate the need to operate a valve on the pump, as they can be changed under flow. This saves precious set-up time and manpower. In addition, The CORE hose is a mayor step forward in safety. It consists of a high-pressure line inside (and protected by) the low pressure line. This design fully elimates the risk of hydraulic injection.



THE CHOICE IS YOURS

Whether you would like to keep working with a tool-hose-pump system or switch to the latest battery-powered equipment, Holmatro offers you the best of both worlds. It really all depends on what you prefer. While CORE tools are lighter and more compact, the new cordless Pentheon tools have the highest speed ever. Both solutions have their own benefits, but offer you the same reliable performance. Check the comparison below and feel free to contact your local dealer for a product demonstration.

CORE TOOL-HOSE-PUMP SYSTEM	CORDLESS PENTHEON TOOLS
<ul style="list-style-type: none"> Attached to a pump, mobility limited by hose length Set-up time More storage space 	<ul style="list-style-type: none"> Self-contained, ultimate freedom of movement No set-up time, immediately ready for use Less storage space (no pump and hoses)
<ul style="list-style-type: none"> Emissions from the pump (petrol engine) More maintenance 	<ul style="list-style-type: none"> Emission-free Less maintenance (no pump and hoses, no yearly oil and spark plug replacement)
<ul style="list-style-type: none"> Lower weight More compact dimensions 	<ul style="list-style-type: none"> Higher weight Slightly bigger
<ul style="list-style-type: none"> Equipment diagnostics by authorized Holmatro Service Center 	<ul style="list-style-type: none"> Holmatro Diagnostics Software available including options for end users

INCLINED CUTTING

THE 30° REVOLUTION

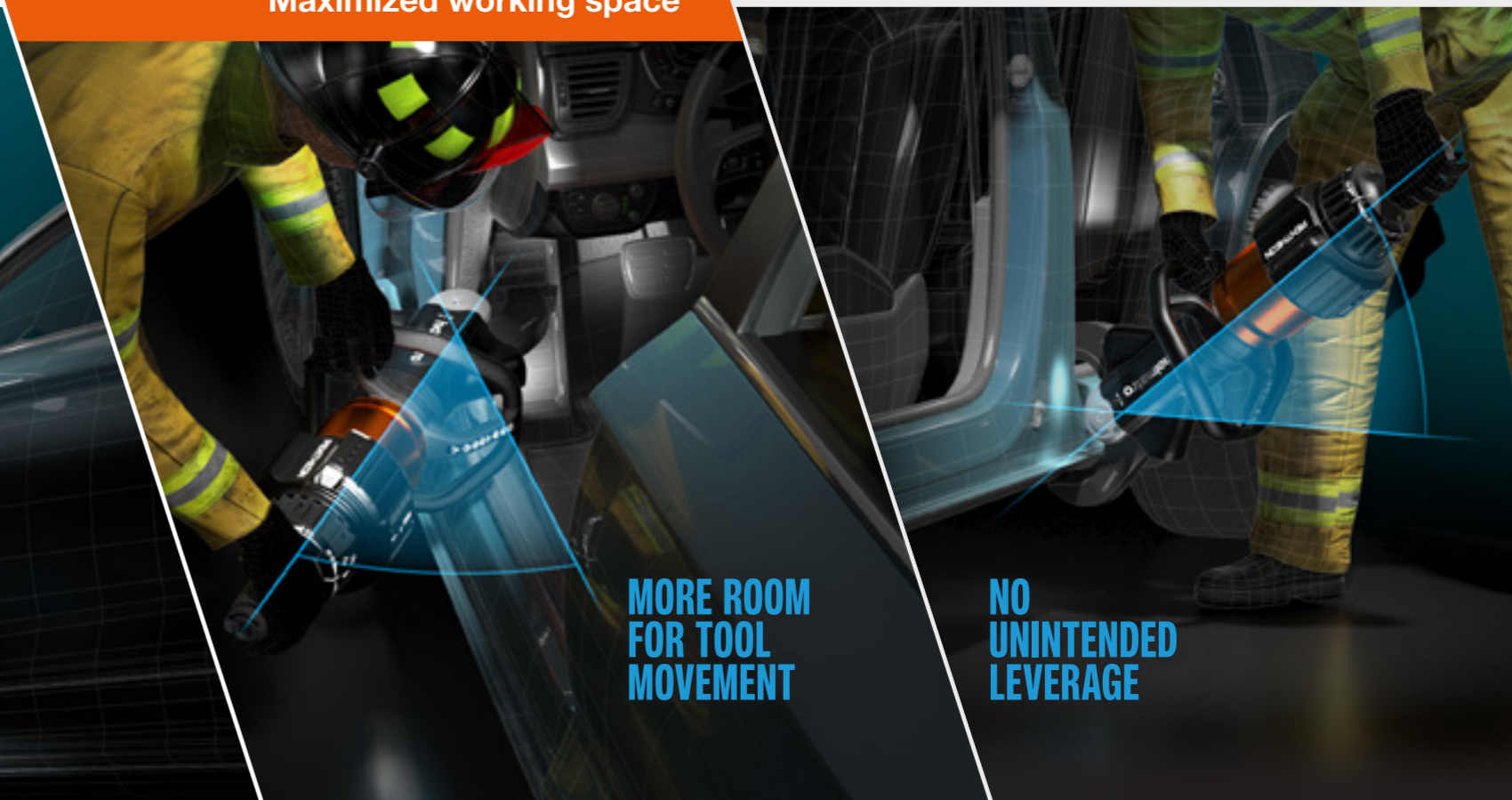
With its unique 30-degree angled jaw, the Holmatro Inclined Cutter improves user comfort and maximizes working space.

Available in various models, see page 16.

Improved ergonomics



Maximized working space

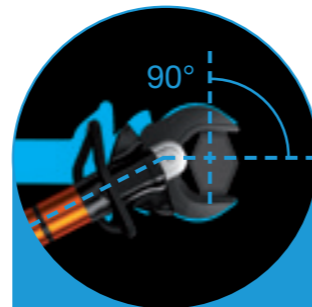


When cutting high

The body of a car often needs to be cut high up. This means you need to lift the cutter to shoulder level or above. Physically, this is extremely demanding. The Holmatro Inclined Cutter allows users to cut materials well above waist level without unnecessary strain.

When cutting low

The same principle also applies when cutting low on the door hinge or the rocker channel. It is physically demanding, as you need to bend down putting undue strain on your back. Again, the Holmatro Inclined Cutter proves its value: the angled jaw makes cutting in low positions more comfortable.



Inclined cutter blades keep the ideal 90° angle towards the construction, required for effective cutting. Any other position will reduce cutting performance.

More room for tool movement

The Holmatro Inclined Cutter offers 30 degrees more working space between the tool and the car. It leaves more room for tool movement, which enhances patient safety and eliminates the need for repeated cutter repositioning.

No unintended leverage

When you need to cut at a low level - through the car's rocker channel, for example - the Holmatro Inclined Cutter with its tilted jaw doesn't need to be positioned close and parallel to the ground. This avoids unwanted leverage and vehicle displacement caused by the tool, which could worsen the patient's medical condition.

NCT CUTTERS

UNMATCHED PERFORMANCE

Holmatro's New Car Technology Cutters generate high forces and have excellent EN and NFPA performance scores. But in the end, the only thing that counts is their unmatched performance on actual vehicles during life-saving operations.


Tested on the latest car models

At Holmatro we believe in true cutting performance which cannot be reflected by (theoretical) specifications on paper. That is why we keep testing our cutters on the latest and strongest vehicle models. Not only should they be able to perform well on today's toughest cars, they should also have a capacity reserve for the future, when even stronger cars will be driving on our roads. And the good news is: they do! Watch the video on holmatro.com/en/test.

Ready for the future

With Holmatro cutters you are prepared for the future! During our tests we place an inline pressure gauge in the hose, so we can see how much capacity is left for when it gets even tougher.

TEST:
BMW X3, B-PILLAR
SINGLE CUT
CUTTER: CU 5060 I
AV. PRESSURE:
300 OUT OF 720 BAR



THANKS TO SMART TOOL DESIGN

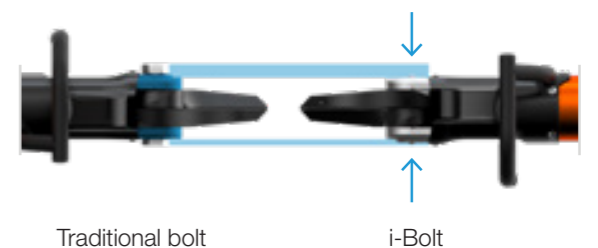
NCT blade design

Holmatro's U-shaped New Car Technology blades pull even the strongest new car materials into the cutting recess where they are cut at the highest possible force.



i-Bolt

Holmatro's patented flat central bolt construction (without a blade holder in between!) presses the blades together directly and more tightly. This minimizes blade separation and maximizes cutting performance. An additional advantage of the i-Bolt is that it fits into confined spaces.



Optimized cutting edge

Holmatro's enhanced cutting edge design withstands wear and damage even better. It ensures a longer life of the blades and superior cutting performance.



WATCH THE VIDEO ON
HOLMATRO.COM/EN/TEST



EXCEPTIONAL SHORING POWER. READY TO SECURE SAFETY.

Perform all shoring operations with one system, build constructions quickly and easily and take control of every scenario with less people. This is OmniShore.

OMNISHORE CAN DO IT ALL




Vehicle shoring

Flawlessly execute vehicle extrication operations, whether you need controlled vehicle stabilization or lifting.



Trench shoring

Create multiple safe zones in shallow or deep trenches in a revolutionary way, so you can shore walls to prevent collapse and cave-ins.



High directionals

Everything you need to build high directionals to take on even the most challenging rope rescue scenarios.



Structural shoring

The most innovative, fast and safe way to support a structure with rakers, spot shores and more to prevent a collapse.

OVERCOME UNLIMITED SHORING CHALLENGES WITH A MINIMUM NUMBER OF COMPONENTS

OmniShore is the world's first and only shoring solution that allows you to build any application with a system of only six different struts. Construct any length up to 17 feet or 5.2 meters with five different struts and without fixed length extension pipes, saving weight and space on your truck.



EXPERIENCE A QUICK AND EASY SETUP IN ONE INTUITIVE WORKFLOW

Our patented Trident Coupler always fits with ease. You can only connect two struts max, so any connection you can make is 100% safe and offers you twice the plunger stroke. Moreover, every single accessory fits the Trident Coupler as well as the plunger end of each strut.



PATENTED

TAKE FULL CONTROL WITH LESS MANPOWER THANKS TO OMNIOLOCK

With our patented OmniLock system you can monitor and operate struts from a safe distance using the Wireless Controller. You can also automatically follow and lock a load. This enables you to spend less time in the danger zone and control a situation with less people.



PATENTED

**DISCOVER ALL FEATURES AND BENEFITS ON
HOLMATRO.COM/
OMNISHORE**

PENTHEON CUTTERS



PCU50

specifications	PCU30CL	PCU40	PCU50	PCU60
art. no. (excl. battery)	151.002.423	151.002.425	151.002.427	151.002.429
cutter jaw	inclined	inclined	inclined	inclined
NFPA 1960, cutting capacity	A6 B5 C6 D6 E6 F2	A7 B7 C6 D7 E8 F3	A8 B8 C7 D9 E9 F4	A9 B9 C9 D9 E9 F4
theoretical cutting force	kN/t 549 / 56	764 / 77.9	1,389 / 141.6	1,765 / 180
blade opening	mm 170	170	182	205
weight, ready for use (incl. battery)	kg 15.3	18.8	21.6	25.1
round bar	mm 31	36	41	47
integrated lighting / i-Bolt	√ / √	√ / √	√ / √	√ / √

Penttheon - Batteries, chargers and cables (see page 57)

Inclined Cutter

- More ergonomics when cutting high or low on the car and more space between the tool and the car/your patient when cutting pillars from the side.



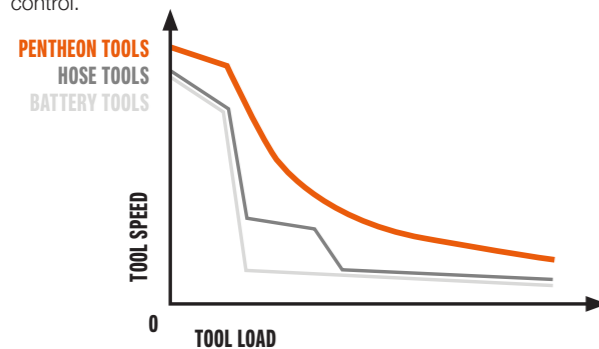
Battery management made easy

- Stop swapping batteries! Holmatro introduces on-tool charging. The battery on the tool always has priority over the one on the charger. Charge up to 3 batteries simultaneously and up to 6 batteries without any management.



Unparalleled speed & ultimate control

- Fastest rescue tools on the market, thanks to stepless speed maximization. With two-mode control handle for superior speed control.



Discover all features and benefits of the Holmatro Penttheon Series on holmatro.com/penttheon

CORDLESS MINI CUTTER



CCU10

specifications	CCU10
art. no. (incl. 2 x 2Ah battery)	151.001.500
cutter jaw	inclined
NFPA 1960, cutting capacity	A4 B3 C2 D4 E4
theoretical cutting force	kN/t 220 / 22.4
blade opening	mm 59
weight, ready for use (incl. battery)	kg 4.9
round bar	mm 22
integrated lighting / i-Bolt	√ / √

required accessories	art. no.
Battery charger CBCH1 (AC-EU)	151.002.112
Battery charger CBCH5 (AC-UK)	151.002.113
Battery charger CBCH7 (AC-AU/NZ)	151.002.114
Battery charger CBCH2 (AC-US)	159.000.212



Cordless design

- Immediately ready for use
- Maximum operational freedom
- Requires minimal space in the rescue vehicle



Smart battery technology

- Up to 70 cuts with one 2Ah battery
- LED light powered by the main battery
- Part of the Cordless Alliance System (CAS): Battery compatible with other professional power tools

Superior cutting performance

- Unique inclined cutter jaw for more freedom in positioning the tool
- Grip teeth on both blades for extra bite when cutting
- Suitable for cutting car pedals, steering wheels and head rests. Also for cutting rebar (USAR), fences, steel bars and chains (grade 43)



Optimum tool control

- Variable speed control: push the button further down to increase the tool's speed
- Start-stop mode to save valuable battery time
- Control slide to switch between opening and closing the tool



CORE NCT CUTTERS - INCLINED

NCT = New Car Technology

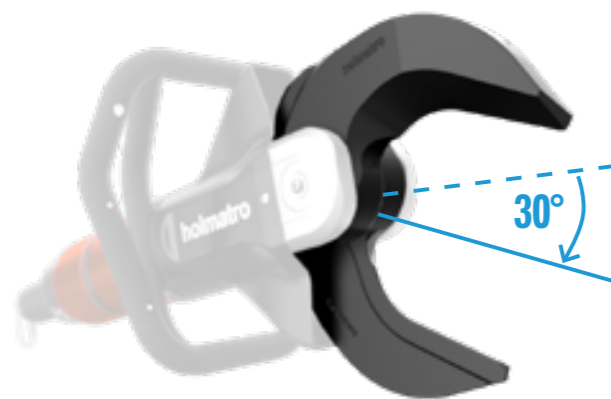


CU 5030 i CL

specifications	CU 5030 i CL	CU 5040 i	CU 5050 i	CU 5060 i
art. no.	150.012.287	150.012.290	150.012.306	150.012.289
cutter jaw	inclined	inclined	inclined	inclined
EN 13204	BC150F-9.5	BC165I-13.2	BC165K-15.9	CC205K-19.6
NFPA 1960, cutting capacity	A6 B5 C6 D6 E6 F2	A7 B7 C6 D7 E8 F3	A8 B8 C7 D9 E9 F4	A9 B9 C9 D9 E9 F4
blade opening	mm 170	170	182	205
theoretical cutting force	kN/t 549 / 56	764 / 77.9	1,389 / 141.6	1,765 / 180
weight, ready for use (hose connected)	kg 10.7	14.4	17.1	21
weight (without hose)	kg 9.5	13.2	15.9	19.8
round bar	mm 31	36	41	47
integrated lighting / i-Bolt	√ / √	√ / √	√ / √	√ / √

Inclined cutter jaw

-Significantly reduces physical strain when cutting the vehicle at high or low levels. Also offers extra working space to improve patient safety and prevent repeated tool repositioning.



Integrated LED lighting

-New LED lighting in the carrying handle: no less than six lights with a higher light output. You can start right away, both during the day and at night, without working in your own shadow.



Ergonomic carrying handle

-Provides greater comfort in various working positions. The Inclined Cutter has one that goes all around the tool, so you can make use of the 30-degree advantage on either side of the vehicle.



CORE NCT CUTTERS - TRADITIONAL

NCT = New Car Technology



CU 5030 CL

specifications	CU 5030 CL	CU 5040	CU 5050	CU 5060
art. no.	150.012.286	150.012.279	150.012.300	150.012.288
cutter jaw	straight	straight	straight	straight
EN 13204	BC150F-9.5	BC165I-13.1	BC165K-15.7	CC205K-19.6
NFPA 1960	A6 B5 C6 D6 E6 F2	A7 B7 C6 D7 E8 F3	A8 B8 C7 D9 E9 F4	A9 B9 C9 D9 E9 F4
blade opening	mm 170	170	182	205
theoretical cutting force	kN/t 579 / 59	794 / 81	1,412 / 144	1,793 / 182.8
weight, ready for use (hose connected)	kg 10.7	14.3	16.9	20.8
weight (without hose)	kg 9.5	13.1	15.7	19.6
round bar	mm 31	36	41	47
integrated lighting / i-Bolt	√ / √	√ / √	√ / √	√ / √

NCT blade design

-Holmatro's U-shaped New Car Technology blades pull even the strongest new car materials into the cutting recess where they are cut at the highest possible force.



Lighter and more ergonomic than ever

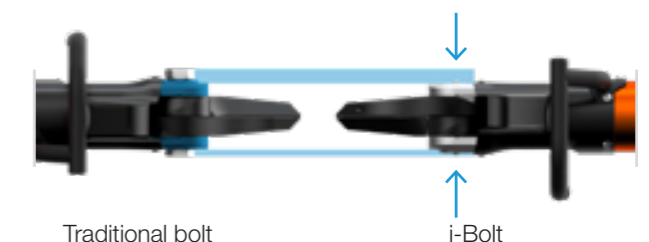
-Easy to carry and handle, reducing physical burden.

i-Bolt Technology

-Holmatro's patented flat central bolt construction (without a blade holder in between!) presses the blades together directly and more tightly. This minimizes blade separation and maximizes cutting performance. An additional advantage of the i-Bolt is that it fits into confined spaces.

Integrated LED lighting

-New LED lighting in the carrying handle: no less than six lights with a higher light output. You can start right away, both during the day and at night, without working in your own shadow.



CORE MINI CUTTER



CU 4007 C

specifications	CU 4007 C
art. no.	150.012.232
EN 13204	AC59B-3.8
NFPA 1960, cutting capacity	A4 B3 C2 D4 E4
blade opening	mm 59
theoretical cutting force	kN/t 220 / 22.4
round bar	mm 20
weight, ready for use (hose connected)	kg 5.3
weight (without hose)	kg 3.8
integrated lighting / i-Bolt	-- / √

Compact, lightweight, versatile cutter

- Easy to use in confined spaces

Push-button control

- Easy one-handed positioning and operation

Blades optimized for both round and flat profiles

- Suitable for many different applications, e.g. cutting car pedals, head restraints and (in USAR operations) re-bar

i-Bolt Technology included

- Much flatter design for better access into narrow spaces
- Squeezes blades together more tightly, resulting in less blade separation and improved cutting performance
- Stainless steel cover protects bolt



PENTHEON SPREADERS




PSP40

specifications	PSP40CL	PSP40	PSP50	PSP60
art. no. (excl. battery)	151.002.431	151.002.432	151.002.433	151.002.435
NFPA 1960 compliant	√	√	√	√
spreading distance	mm 510	725	725	820
max. spreading force	kN/t 131 / 13.4	280 / 28.6	366 / 37.3	522 / 53.2
min. spreading force (EN 13204)	kN/t 43 / 4.4	43 / 4.4	54 / 5.5	62 / 6.3
max. pulling force	kN/t 48 / 4.9	51.7 / 5.3	67 / 6.8	79 / 8.1
max squeezing force	kN/t 47 / 4.8	59 / 6	135 / 13.8	127 / 13
weight, ready for use (incl. battery)	kg 15.3	19.5	21	24.9
integrated lighting	√	√	√	√

Pentheon - Batteries, chargers and cables (see page 57)

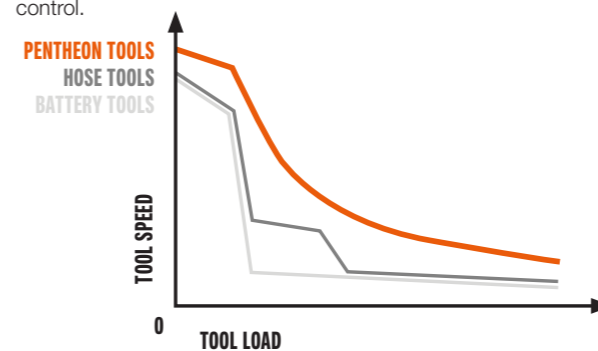
Extreme grip spreader tips

- New design with pointed teeth at both sides that bite into the material. For a superior grip while spreading and crushing.



Unparalleled speed & ultimate control

- Fastest rescue tools on the market, thanks to stepless speed maximization. With two-mode control handle for superior speed control.



Battery management made easy

- Stop swapping batteries! Holmatro introduces on-tool charging. The battery on the tool always has priority over the one on the charger. Charge up to 3 batteries simultaneously and up to 6 batteries without any management.



Discover all features and benefits of the Holmatro Pentheon Series on holmatro.com/pentheon

CORE SPREADERS



SP 5240 CL

specifications	SP 5240 CL	SP 5240	SP 5250	SP 5260
art. no.	150.012.322	150.012.323	150.012.324	150.012.325
EN 13204	√ ¹⁾	AS41/725-14.5	AS51/725-15.9	BS62/822-19.6
NFPA 1960	√	√	√	√
spreading distance	mm 510	725	725	822
max. spreading force	kN/t 131 / 13.4	280 / 28.6	366 / 37.3	522 / 53.2
min. spreading force (EN 13204)	kN/t 40 / 4.1	41 / 4.2	51 / 5.2	62 / 6.3
max. pulling force	kN/t 47 / 4.8	47 / 4.8	67 / 6.8	82 / 8.4
max. squeezing force	kN/t 47 / 4.8	59 / 6	135 / 13.8	127 / 13
weight, ready for use (hose connected)	kg 10.9	15.8	17.2	20.9
weight (without hose)	kg 9.6	14.5	15.9	19.6
integrated lighting	√	√	√	√

¹⁾ EN 13204 compliant, except for spreading distance

Lighter than ever, no concessions

-Optimal performance to weight ratio.


Ergonomic carrying handle

-New design increases operator comfort in various working positions.




New LED lighting in the carrying handle

- No less than six LED lights with a higher light output
- You can start your job right away, both during the day and at night, without working in your own shadow



SPREADERS - ACCESSORIES



accessories	for Pentheon model	for CORE model	art. no.
1	Pulling attachment set PAS 01	PSP40CL	SP 5240 CL 150.182.273
	Pulling attachment set PAS 02	PSP40 PSP50	SP 5240 SP 5250 150.182.274
	Pulling attachment set PAS 03	PSP60	SP 5260 150.182.275
2	Pulling chain set PCS 01	PSP40CL PSP40 PSP50	SP 5240 CL SP 5240 SP 5250 150.582.152
	Pulling chain set PCS 03	PSP60	SP 5260 150.582.261
3	Pulling chain set in case PCS 02	PSP40CL PSP40 PSP50	SP 5240 CL SP 5240 SP 5250 150.582.021
	Pulling chain set in case PCS 04	PSP60	SP 5260 150.582.020
4	Cutting tip set CTS 01	PSP40 PSP50	SP 5240 SP 5250 150.006.474
	Cutting tip set CTS 02	PSP60	SP 5260 150.006.466

PENTHEON COMBI TOOLS



PCT11

specifications	PCT11	PCT14
art. no. (excl. battery)	151.002.415	151.002.416
NFPA 1960, cutting capacity	A5 B5 C5 D6 E4 F3	A5 B5 C5 D6 E4 F3
spreading distance	mm 281	362
max. spreading force	kN/t 1,350 / 137.7	1,350 / 137.7
min. spreading force (EN 13204)	kN/t 48 / 4.9	33 / 3.4
max. cutting opening	mm 196	277
theoretical cutting force	kN/t 268 / 27.3	268 / 27.3
max. squeezing force	kN/t 44 / 4.5	34 / 3.5
weight, ready for use (incl. battery)	kg 13.8	14.2
round bar	mm 24	24
integrated lighting / i-Bolt	√ / √	√ / √

Pentheon - Batteries, chargers and cables (see page 57)

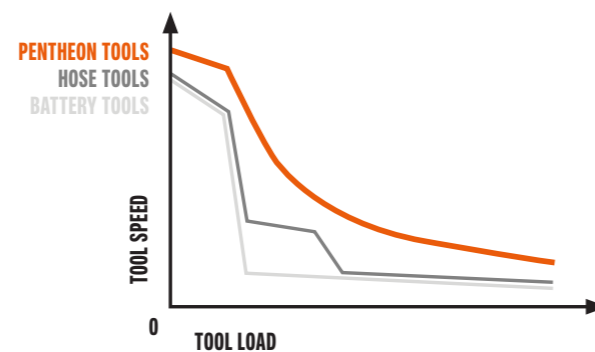
Compact, lightweight and well-balanced

- Easy to carry, handle, transport and store
- Ideal for use in confined spaces



Unparalleled speed & ultimate control

- Fastest rescue tools on the market, thanks to stepless speed maximization. With two-mode control handle for superior speed control.



Discover all features and benefits of the Holmatro Pentheon Series on holmatro.com/pentheon

PENTHEON COMBI TOOLS



PCT50

specifications	PCT50	PCT60
art. no. (excl. battery)	151.002.421	151.002.422
NFPA 1960, cutting capacity	A7 B8 C8 D8 E8 F3	A8 B9 C8 D9 E9 F4
spreading distance	mm 380	468
max. spreading force	kN/t 1,860 / 189.7	1,860 / 189.7
min. spreading force (EN 13204)	kN/t 43 / 4.4	44.5 / 4.5
max. cutting opening	mm 320	394
theoretical cutting force	kN/t 670 / 68.3	929 / 94.7
max. squeezing force	kN/t 87 / 8.9	87.9 / 9
max. pulling force	kN/t 104 / 10.6	105 / 10.7
weight, ready for use (incl. battery)	kg 20.5	23.5
round bar	mm 36	40
integrated lighting / i-Bolt	√ / √	√ / √

Pentheon - Batteries, chargers and cables (see page 57)

Battery management made easy

- Stop swapping batteries! Holmatro introduces on-tool charging. The battery on the tool always has priority over the one on the charger. Charge up to 3 batteries simultaneously and up to 6 batteries without any management.



Removable tips (models PCT50 and 60)

- The tips can be easily removed by hand. To cut material without crushing it.



Grip tooth / teeth at the inside of each combi tool blade (models PCT50 and 60)

- These prevent the material from being pushed out during cutting.



Discover all features and benefits of the Holmatro Pentheon Series on holmatro.com/pentheon

CORE COMBI TOOLS



CT 5111

specifications	CT 5111	CT 5114	CT 5114 ST
art. no.	150.012.307	151.000.404	151.000.518
EN 13204	BK48/281-E-8.0	BK33/362-E-8.5	BK33/362-E-8.4
NFPA 1960, cutting capacity	A5 B5 C5 D6 E4 F3	A5 B5 C5 D6 E4 F3	A5 B5 C5 D6 E4 F3
spreading distance	mm 281	362	362
max. spreading force	kN/t 1,350 / 137.7	1,350 / 137.7	1,350 / 137.7
min. spreading force EN 13204	kN/t 48 / 4.9	33 / 3.4	33 / 3.4
max. cutting opening	mm 196	277	277
theoretical cutting force	kN/t 268 / 27.3	268 / 27.3	268 / 27.3
max. squeezing force	kN/t 44 / 4.5	34 / 3.5	34 / 3.5
round bar	mm 24	24	24
weight, ready for use (hose connected)	kg 9.2	9.7	9.6
weight (without hose)	kg 8	8.5	8.4
integrated lighting / i-Bolt/ rotating handle	√ / √ / --	√ / √ / --	-- / √ / √

Lightweight

- Easy to carry and handle, reducing physical burden.

Multifunctional

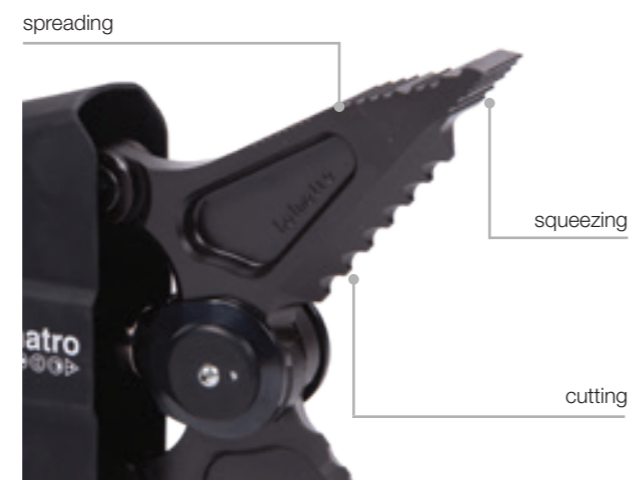
- Cutting, spreading and squeezing with one tool.

360° rotatable, flat foldable carrying handle - ST models

- 11 locking positions for use at any angle.



CT 5114 ST



CORE COMBI TOOLS



CT 5160

specifications	CT 5150	CT 5160
art. no.	151.001.058	150.012.330
EN 13204	CK43/380-J-14.9	CK45/468J-17.7
NFPA 1960, cutting capacity	A7 B8 C8 D8 E8 F3	A8 B9 C8 D9 E9 F4
spreading distance	mm 380	468
max. spreading force	kN/t 1,860 / 189.7	1,860 / 189.7
min. spreading force EN 13204	kN/t 43 / 4.4	44.5 / 4.5
max. cutting opening	mm 320	394
theoretical cutting force	kN/t 670 / 68.3	929 / 94.7
max. squeezing force	kN/t 87 / 8.9	87.9 / 9
max. pulling force	kN/t 104 / 10.6	105 / 10.7
round bar	mm 36	40
weight, ready for use (hose connected)	kg 16.1	18.9
weight (without hose)	kg 14.9	17.7
integrated lighting / i-Bolt	√ / √	√ / √

Large spreading distance and cutting opening - CT 5160


- Gives you great operational flexibility. Cuts wider materials and creates all the space you need.

Removable spreading tips

- To finish a cut without crushing material between the tips. Designed in one piece to prevent losing parts. Quick single-handed removal. With reflective markings for optimal visibility.

Unique grip tooth

- For extra bite when cutting. To prevent wider materials from being pushed out of the blades.



HAND-OPERATED COMBI TOOLS



HCT 5111

specifications	HCT 5111	HCT 5114	HCT 5114 ST
art. no.	150.012.314	151.000.561	151.000.580
EN 13204 classification	BK48/281-E-8.8	BK33/362-E-9.2	BK33/362-E-9.1
NFPA 1960, cutting capacity	A5 B5 C5 D6 E4 F3	A5 B5 C5 D6 E4 F3	A5 B5 C5 D6 E4 F3
spreading	mm 281	362	362
max. spreading force	kN/t 1,350 / 137.7	1,350 / 137.7	1,350 / 137.7
min. spreading force (EN 13204)	kN/t 48 / 4.9	33 / 3.4	33 / 3.4
max. cutting opening	mm 196	277	277
theoretical cutting force	kN/t 268 / 27.3	268 / 27.3	268 / 27.3
max. squeezing force	kN/t 44 / 4.5	34 / 3.5	34 / 3.5
weight, ready for use	kg 8.8	9.2	9.1
round bar	mm 24	24	24
integrated lighting / i-Bolt / rotating handle	√ / √ / --	√ / √ / --	-- / √ / √

Self-contained with integrated 2-stage pump

- For optimal freedom of movement.
- Rapid deployment: simply fold out the pump handle and start pumping.

Pump handle foldable and rotatable

- Easy carrying and storage.
- Can be used in any position.
- Also easy to use in confined spaces.

360° rotatable, flat foldable carrying handle

- 11 locking positions for use at almost any angle:
HCT 5114 ST.



HCT 5114 ST



COMBI TOOLS - ACCESSORIES



accessories	for Pentheon model	for CORE model	for hand-operated model	art. no.
1 Pulling attachment set PAS 07	PCT50 PCT60	CT 5150 CT 5160		150.182.078
2 Pulling chain set PCS 03	PCT50 PCT60	CT 5150 CT 5160		150.582.261
3 Pulling chain set in case PCS 04	PCT50 PCT60	CT 5150 CT 5160		150.582.020
4 Carrying / backpack harness			HCT 5111 HCT 5114 HCT 5114 ST	150.553.115

PENTHEON RAMS - TELESCOPIC



PTR50

specifications	PTR40	PTR50
art. no. (excl. battery)	151.002.438	151.002.439
NFPA 1960 compliant	√	√
spreading force 1st plunger	kN/t 136 / 13.9	136 / 13.9
spreading force 2nd plunger	kN/t 65 / 6.6	65 / 6.6
spreading stroke 1st plunger	mm 215	405
spreading stroke 2nd plunger	mm 192	382
(total) spreading stroke	mm 407	787
retracted / extended length	mm 385 / 792	578 / 1,365
weight, ready for use (incl. battery)	kg 15.6	20.6
integrated lighting / laser pointer	√ / √	√ / √

Pentheon - Batteries, chargers and cables (see page 57)

Smart ram extension

-When you connect the optional extension pipe the ram will automatically adapt its force to the new maximum length. Now you have one ram for all applications, including cross ramming from one side of the car to the other.



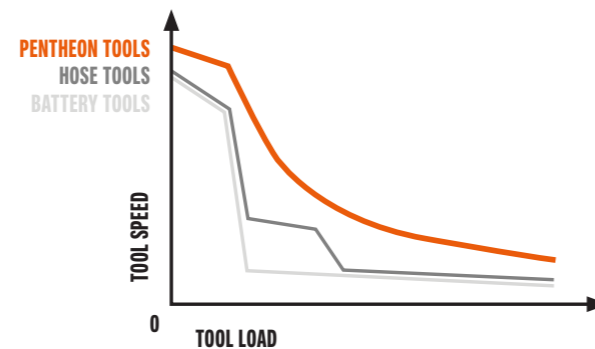
Integrated laser pointer

-Integrated in the ram head, the laser pointer marks the exact spot where the ram will touch the car construction. It helps you position the tool first time right, which saves time and is safer for the patient. If you would need to retract the ram to reposition it, the car construction could spring back and re-entrap your patient. The laser pointer can help you avoid this risk.



Unparalleled speed & ultimate control

-Fastest rescue tools on the market, thanks to stepless speed maximization. With two-mode control handle for superior speed control.



Discover all features and benefits of the Holmatro Pentheon Series on holmatro.com/pentheon

PENTHEON RAMS - SINGLE PLUNGER



PRA40

specifications	PRA40	PRA50
art. no. (excl. battery)	151.002.436	151.002.437
NFPA 1960 compliant	√	√
spreading force	kN/t 136 / 13.9	136 / 13.9
spreading stroke	mm 215	407
retracted / extended length	mm 385 / 600	578 / 985
weight, ready for use (incl. battery)	kg 14.2	18.3
integrated lighting / laser pointer	√ / √	√ / √

Pentheon - Batteries, chargers and cables (see page 57)

Smart ram extension

-When you connect the optional extension pipe the ram will automatically adapt its force to the new maximum length. Now you have one ram for all applications, including cross ramming from one side of the car to the other.



Double carrying handle

-For easy tool placement on both sides of the car and easier holding of the ram inside the car, where space is limited.
-Made of a high-grade synthetic polymer: an extremely tough and elastic material that always returns into its original shape. Damage-proof!



Battery management made easy

-Stop swapping batteries! Holmatro introduces on-tool charging. The battery on the tool always has priority over the one on the charger. Charge up to 3 batteries simultaneously and up to 6 batteries without any management.



Discover all features and benefits of the Holmatro Pentheon Series on holmatro.com/pentheon

CORE RAMS - TELESCOPIC



TR 5350 LP

specifications	TR 5340 LP	TR 5350 LP	TR 5370 LP
art. no.	150.032.102	150.032.101	150.032.100
EN 13204	TR217/150-101/125-9.2	TR217/375-101/350-14.6	TR231/450-111/425-16.9
NFPA 1960 compliant	√	√	√
spreading force 1st plunger	kN/t 217 / 22.1	217 / 22.1	231 / 23.6
spreading force 2nd plunger	kN/t 101 / 10.3	101 / 10.3	111 / 11.3
spreading stroke 1st plunger	mm 150	375	450
spreading stroke 2nd plunger	mm 125	350	425
(total) spreading stroke	mm 275	725	875
plunger type	telescopic	telescopic	telescopic
retracted/extended length	mm 335 / 610	560 / 1,285	635 / 1,510
weight, ready for use (hose connected)	kg 10.4	15.8	18.1
weight (without hose)	kg 9.2	14.6	16.9
speed valve / integrated / lighting / laser pointer	√ / √ / √	√ / √ / √	√ / √ / √

Integrated laser pointer

- To help you hit the right spot in one go, which saves time and is safer for the patient.



CORE RAMS - SINGLE AND DOUBLE PLUNGER



RA 5332

specifications	RA 5315 CL	RA 5321	RA 5331	RA 5322	RA 5332
art. no.	150.032.121	151.000.389	151.000.391	151.000.388	151.000.390
EN 13204	R100/400-9.8	R150/250-10.7	R150/340-12.5	R150/500-15.8	R150/680-19.3
NFPA 1960 compliant	√	√	√	√	√
spreading force over full stroke	kN/t 100 / 10.2	150 / 15.3	150 / 15.3	150 / 15.3	150 / 15.3
(total) spreading stroke	mm 400	--	--	--	--
spreading / pulling stroke	mm --	250	340	500	680
pulling force over full stroke	kN/t --	28 / 2.9	28 / 2.9	28 / 2.9	28 / 2.9
plunger type	single	single	single	double	double
retracted/extended length	mm 567 / 967	515 / 765	615 / 955	750 / 1,250	950 / 1,630
weight, ready for use (hose connected)	kg 11.1	12	13.8	17.1	20.6
weight (without hose)	kg 9.8	10.7	12.5	15.8	19.3
speed valve / integrated lighting	√ / --	-- / √	-- / √	-- / √	-- / √

Protective strips on housing

- To protect the tool from damage when putting it on the ground.



RAMS - ACCESSORIES



accessories			for model	art. no.
1	Extension pipe TRE04	220 mm	PTR40 PTR50 PRA40 PRA50	151.001.771
2	Extension pipe TRE05	440 mm	PTR40 PTR50 PRA40 PRA50	151.001.902
3	Extension pipe TRE 01	250 mm	TR 5340 LP	150.182.337
4	Extension pipe TRE 02	450 mm	TR 5340 LP	150.182.336
5	Extension Pipe RAE 05	330 mm	RA 5321 RA 5331	150.006.372
6	Extension Pipe RAE 06	500 mm	RA 5321 RA 5331	150.006.204
7	Wedge Piece RWP 01		RA 5321 RA 5322 RA 5331 RA 5332	150.181.324
8	Conical Tip RTC 01		RA 5321 RA 5322 RA 5331 RA 5332	150.181.325
9	Ram Base Plate RBP 01		RA 5321 RA 5322 RA 5331 RA 5332	150.181.326
10	Pulling Attachments Set PAS 08		RA 5321 RA 5322 RA 5331 RA 5332	150.582.281
11a	Pulling Chains Set PCS 01		RA 5321 RA 5331	150.582.152
11b	Pulling chain set in case PCS 02		RA 5322 RA 5332	150.582.021

Ram support HRS 22 (NCT) (see page 54)
Cross ram support set XRS01 (see page 54)

11b



FORCIBLE ENTRY TOOL T1



T1

specifications		T1
art. no.		151.001.787
spreading distance	mm	128
max. spreading force	kN/t	33 / 3.4
min. spreading force 25 mm tip	kN/t	26 / 2.7
max. cutting opening	mm	29
theoretical cutting force	kN/t	139 / 14.2
round bar (S235)	mm	18
weight, ready for use	kg	7.7

Multifunctional tool

- The T1 can hammer, cut, spread, lift, wedge and ram. This means you always have the right tool for the job.
- The wedge is detachable, meaning no second person or tool is needed for creating the first gap.
- Having all these functions in one tool also saves weight and space in your vehicle.
- The T1 is a stand-alone tool, so you won't need batteries or an external pump.




Optimized cutting blades and jaw design

- The T1 can easily cut rebar, chain and padlock.
- It can cut up to $\varnothing 18$ mm/0.7 in of round bar (S235).
- You can easily replace the cutting blades when they are damaged.



2-stage pump

- High power transmission means 30 kg of manual force on the pump rod gives you up to 14.2 ton hydraulic cutting force and up to 3.4 ton hydraulic spreading force.
- You will need less energy or breathing air, compared to traditional tools.



Spreading tips

- For opening heavy doors in a controlled way
- The load-holding function makes the tool suitable for lifting and progressive lifting
- You can also use the spreading tips to create space in vehicles.



DOOR OPENERS



HDO 100

door opener set		HDO 100 - 2 *)
art. no.		150.062.213
max. pushing force	kN/t	100 / 10.2
stroke	mm	130
weight door opener, ready for use	kg	6.7

*) with rotating hose connection and handle, hand pump and hose, delivered in synthetic carrying / storage box

**) HDO 100 also available as a single tool in synthetic carrying / storage box, art. no. 150.062.007



DOOR OPENERS

door ram	DR 200
art. no.	151.001.486
max. pushing force	kN/t 71 / 7.2
retracted length	mm 597
stroke	mm 300
extended length	mm 897
weight, ready for use (hose connected)	kg 8.7
weight (without hose)	kg 7.6



DR 200

door ram	GDR200EVO3
art. no. (excl. battery)	151.001.492
max. pushing force	kN/t 71 / 7.2
retracted length	mm 728
stroke	mm 300
extended length	mm 1,028
weight, ready for use	kg 13.4




GDR 200 EVO 3

required accessories (GDR 200 EVO 3)		art. no.
1	Battery BPA 286 (6.0 Ah)	151.000.307
accessories (GDR 200 EVO 3)		art. no.
	Battery charger BCH1 (220 - 240 VAC)	150.182.208
2	Battery charger BCH2 (100 - 120 VAC)	150.182.209
	Battery car charger BCH3, 12-24 VDC	150.182.286
3	Mains power connector BMC1 (220 - 240 VAC)	150.182.206
	Mains power connector BMC2 (100 - 120 VAC)	150.182.207
4	Battery pouch	150.182.214
5	Carrying / backpack harness	150.553.115



OMNISHORE

OmniShore
Safety secured.



Designed to save weight and space on your truck

- One single system for all shoring operations
- Build any application with a system of only six different struts
- Construct lengths up to 17 ft/5.2 m with only five different struts
- No fixed length extensions needed – Each strut also functions as an extension pipe

Quick and easy setup

- Every strut can be connected to every other strut thanks to the patented Trident Coupler
- Each accessory fits on both ends of all the struts
- No accurate measurement needed – Two connected struts offer you twice the plunger stroke

Maximum safety

- All strut combinations are allowed and safe – The patented Trident Coupler only allows you to connect two struts max
- Strongest struts in the market – Rigorously tested in multiple setups
- Holmatro developed OmniShore according to the criteria of testing used by FEMA's US&R Structures Sub Group to evaluate similar type shoring

OmniLock: Full control with less manpower

- No one needs to be near a moving load – Monitor and operate the OmniLock struts from a distance
- Auto-follow has your back – OmniLock automatically follows and locks a load in both directions
- Less people needed – Control multiple OmniLock struts simultaneously with the Wireless Controller



Scan this code to configure now!



CONFIGURE YOUR ALL-NEW RESCUE SHORING SYSTEM

The OmniShore Configurator is a user-friendly online tool guiding you through the process of selecting the sets that suit your needs. Discover what applications can be built with your personal configuration and start your OmniShore journey.

TRENCH SHORING SETS

OmniShore
Safety secured.



Basic Trench Shoring
Pneumatic Set T-PS1 art. no.: 151.004.159 PNEUMATIC

description	quantity	
Strut P40	4x	
Strut P30	4x	
Strut P20	2x	
Strut M10	4x	
Shoring Hammer RS15	2x	
Swivel Base BPL10	18x	

Advanced Trench Shoring
Pneumatic Set AT-PS1 art. no.: 151.004.161 PNEUMATIC

description	quantity	
Strut P60	2x	
Strut P40	8x	
Strut P30	8x	
Strut P20	4x	
Strut M10	6x	
Shoring Hammer RS15	4x	
Swivel Base BPL10	36x	

Basic Trench Shoring – Pneumatic Set

- For small & medium trenches and basic spot shores
- With expansion sets also suitable for T-trench, vehicle stabilization, lifting and high directionals

Advanced Trench Shoring – Pneumatic Set

- For large trenches and basic spot shores
- With expansion sets also suitable for T-trench, L-trench, vehicle stabilization, lifting and high directionals



Basic Trench Shoring
OmniLock Set T-OS1 art. no.: 151.004.160 OMNILOCK

description	quantity	
Strut P400L	4x	
Strut P300L	4x	
Strut P200L	2x	
Strut M10	4x	
Shoring Hammer RS15	2x	
Swivel Base BPL10	18x	

Basic Trench Shoring – OmniLock Set

- For small & medium trenches and basic spot shores
- With expansion sets also suitable for T-trench, vehicle stabilization, lifting and high directionals
- Automatically follow and lock a load in both directions with OmniLock

Advanced Trench Shoring – OmniLock Set

- For large trenches and basic spot shores
- With expansion sets also suitable for T-trench, L-trench, vehicle stabilization, lifting and high directionals
- Automatically follow and lock a load in both directions with OmniLock

Advanced Trench Shoring
OmniLock Set AT-OS1 art. no.: 151.004.162 OMNILOCK

description	quantity	
Strut P600L	2x	
Strut P400L	8x	
Strut P300L	8x	
Strut P200L	4x	
Strut M10	6x	
Shoring Hammer RS15	4x	
Swivel Base BPL10	36x	


VEHICLE & STRUCTURAL SHORING SETS **OmniShore** Safety secured.



Basic Vehicle & Structural Shoring **PNEUMATIC** Pneumatic Set VS-PS1 art. no.: 151.004.155

description	quantity	
Strut P40	2x	
Strut P30	2x	
Strut M10	2x	
Swivel Base D-ring BPL11A	2x	
Multi Head HPL140	2x	
Swivel Base BPL10	2x	
Chain Adapter HPL110	2x	
Chain CWH60	1x	
Shoring Hammer RS15	2x	
Ratchet Belt RBL80	3x	

Basic Vehicle & Structural Shoring Pneumatic Set
 - For vehicle stabilization and basic spot shores
 - With expansion sets also suitable for lifting and high directionals



Advanced Vehicle & Structural Shoring **PNEUMATIC** Pneumatic Set AVS-PS1 art. no.: 151.004.157

description	quantity	
Raker Rail RR150	6x	
Strut P60	4x	
Strut P40	4x	
Strut P30	2x	
Strut M10	2x	
Clamp CLA90	10x	
Swivel Base D-ring BPL11A	4x	
Multi Head HPL140	4x	
Swivel Base BPL10	8x	
Pull Restrictor PRS90 <small>PATENTED</small>	4x	
Raker Rail Pin RRP01	4x	
Chain Adapter HPL110	2x	
Chain CWH60	1x	
Shoring Hammer RS15	2x	
Ratchet Belt RBL80	8x	

Advanced Vehicle & Structural Shoring Pneumatic Set
 - For vehicle stabilization, multiple structural shoring solutions and a small trench
 - With expansion sets also suitable for larger structural shoring solutions, lifting and high directionals

VEHICLE & STRUCTURAL SHORING SETS **OmniShore** Safety secured.



Basic Vehicle & Structural Shoring **OMNILOCK** OmniLock Set VS-OS1 art. no.: 151.004.156

description	quantity	
OmniLock Strut P40OL	2x	
OmniLock Strut P30OL	2x	
Strut M10	2x	
Swivel Base D-ring BPL11A	2x	
Multi Head HPL140	2x	
Swivel Base BPL10	2x	
Chain Adapter HPL110	2x	
Chain CWH60	1x	
Shoring Hammer RS15	2x	
Ratchet Belt RBL80	3x	

Basic Vehicle & Structural Shoring OmniLock Set
 - For vehicle stabilization and basic spot shores
 - With expansion sets also suitable for lifting and high directionals
 - Automatically follow and lock a load in both directions with OmniLock

Advanced Vehicle & Structural Shoring **PNEUMATIC/OMNILOCK** Pneumatic/OmniLock Set AVS-POS1 art. no.: 151.004.158

description	quantity	
Raker Rail RR150	6x	
OmniLock Strut P60OL	2x	
Strut P60	2x	
OmniLock Strut P40OL	2x	
Strut P40	2x	
OmniLock Strut P30OL	2x	
Strut M10	2x	
Clamp CLA90	10x	
Swivel Base D-ring BPL11A	4x	
Multi Head HPL140	4x	
Swivel Base BPL10	8x	
Pull Restrictor PRS90 <small>PATENTED</small>	4x	
Raker Rail Pin RRP01	4x	
Chain Adapter HPL110	2x	
Chain CWH60	1x	
Shoring Hammer RS15	2x	
Ratchet Belt RBL80	8x	

Advanced Vehicle & Structural Shoring Pneumatic/OmniLock Set
 - For vehicle stabilization, multiple structural shoring solutions and a small trench
 - With expansion sets also suitable for larger structural shoring solutions, lifting and high directionals
 - Automatically follow and lock a load in both directions with OmniLock



OMNISHORE DRIVE ELEMENTS



Multifunctional equipment

The OmniShore system has been designed to do more with less:
 - Use your battery and charger for the Power Station also for all Holmatro Pentheon tools

- Use your Control Unit, Pressure Reducer and Air Hoses for pneumatic struts also for all Holmatro Lifting & Stack Bags
 - Use your Hand Pump for hydraulic struts also for all other single-acting Holmatro tools

OmniLock Drive			
OmniLock Drive OL02 art. no.: 151.002.361		Battery BPA288 art. no.: 151.004.315	
Power Station PS01 art. no.: 151.002.244		Battery Charger See page 57 for different models	
		Wireless Controller WLC50 art. no.: 151.004.101	



Pneumatic Controller Set PNCS1 art. no.: 151.004.165	
description	quantity
Control Unit HTC12	1x
Pressure reducer PRV 12	1x

Air Bottle	
300 Bar, 6 litres	
art. no.: 350.581.096	

Pneumatic 10m Hose Set PHS2 art. no.: 151.004.167	
description	quantity
Air Hose AH 10 B	1x
Air Hose AH 10 O	1x
Air Hose AH 10 Y	1x

Pneumatic 5m Hose Set PHS1 art. no.: 151.004.166	
description	quantity
Air Hose AH 5 B	1x
Air Hose AH 5 O	1x
Air Hose AH 5 Y	1x

OMNISHORE EXPANSION SETS



Hydraulic Lifting Hand Pump Set HLHS1 art. no.: 151.004.164	
description	quantity
Hand Pump PA 09 H 2 S 12	2x
Strut H20	2x
Swivel Base D-ring BPL11A	2x
Multi Head HPL140	2x
Chain Adapter HPL110	2x
Chain CWH60	1x
Ratchet Belt RBL80	3x

Nailing Pad Set NPS1 art. no.: 151.004.168	
description	quantity
Nailing Pad CLA90N	8x

Strut Bracing Set STBS1 art. no.: 151.004.169	
description	quantity
Strut P60	5x
Clamp CLA90	6x
Pull Restrictor PRS90	4x

Waler Set WS1 art. no.: 151.004.170	
description	quantity
Waler Rail WR01	6x

Monopod Accessory Set MAS1 art. no.: 151.004.171	
description	quantity
Swivel Base D-ring BPL11A	1x
Monopod Head POD01	1x


Bipod Accessory Set BAS1 art. no.: 151.004.172	
description	quantity
Bipod Base BPL12	2x
Bipod Head POD02	1x

Tripod Accessory Set TAS1 art. no.: 151.004.173	
description	quantity
Swivel Base D-ring BPL11A	1x
Bipod Base BPL12	2x
Monopod Head POD01	1x
Bipod Head POD02	1x



Hydraulic lifting

All OmniShore and OmniLock sets can be combined with a Hydraulic Lifting Hand Pump Set for structural and vehicle lifting.



High directionals

All OmniShore and OmniLock sets can be combined with a Monopod, Bipod or Tripod Set to build high directionals for rope rescue applications.

OMNISHORE STRUTS



H20, P60, P40, P30, P20 and M10

All sets are also available with OmniLock struts.

pneumatic struts - 6 kN / 0,6 t									
model	art. no.	locking system	stroke mm	retracted length mm	extended length mm	weight kg	dimensions mm		
P20	151.001.606	locknut	215	560	775	6.7	560 x 100 x 100		
P30	151.002.159	locknut	395	760	1,155	8.8	760 x 100 x 100		
P40	151.002.023	locknut	595	1,055	1,650	11.9	1,055 x 100 x 100		
P60	151.002.160	locknut	1,030	1,620	2,650	18	1,620 x 100 x 100		
electric OmniLock struts - 6 kN / 0,6 t									
model	art. no.	locking system	stroke mm	retracted length mm	extended length mm	weight kg	dimensions mm		
P20OL	151.004.141	OmniLock nut	215	560	775	8.4	560 x 121 x 133		
P30OL	151.004.142	OmniLock nut	395	760	1,155	10.5	760 x 121 x 133		
P40OL	151.004.143	OmniLock nut	595	1,055	1,650	13.6	1,055 x 121 x 133		
P60OL	151.004.144	OmniLock nut	1,030	1,620	2,650	19.7	1,620 x 121 x 133		
strut with hydraulic cylinder - 100 kN / 10,2 t									
model	art. no.	locking system	total spreading stroke mm	mechanical stroke mm	hydraulic stroke mm	retracted length mm	extended length mm	weight kg	dimensions mm
H20	151.002.166	locknut	540	270	270	613	1,153	11.4	613 x 100 x 171
mechanical strut									
model	art. no.	locking system	total spreading stroke mm	stroke 1st plunger mm	stroke 2nd plunger mm	retracted length mm	extended length mm	weight kg	dimensions mm
M10	151.001.601	thread	179	85	94	286	466	3.6	286 x 97 x 97

User friendly design

- Easy to carry – Lightweight
- No risk of the plunger falling out – Every strut has a stop block
- Smooth winding of the nut at all times – A groove on every plunger acts as a drain for dirt
- Easy tightening of the locknut – Each strut has slots for the Shoring Hammer

Automatic snap-lock mechanism

- Connect and disconnect all accessories within a second
- No protruding parts – Flush to strut body

Clear information labels

- Overview of all possible strut combinations, corresponding lengths and work load limits
- QR code linking to up-to-date manuals and tabulated data

OMNISHORE ACCESSORIES



OmniLock Drive					
OmniLock Nut OL01					
art. no.: 151.002.355					
Bases					
Rigid Base BPL30		Swivel Base BPL10		Ratchet Base R24	
art. no.: 151.002.229		art. no.: 151.002.194		art. no.: 151.002.332	
Swivel Base D-ring BPL11A		Bipod Base BPL12			
art. no.: 151.002.213		art. no.: 151.002.365			
Inside L-trench Block TRB01		Thrust Block TRB02			
art. no.: 151.002.344		art. no.: 151.002.288			
Heads					
Beam Support HPL120		Multi Head HPL140		Bipod Head POD02	
art. no.: 151.002.312		art. no.: 151.004.176		art. no.: 151.002.444	
Flat Saddle HPL130		Monopod Head POD01		Tripod Head POD03	
art. no.: 151.002.292		art. no.: 151.002.445		art. no.: 151.002.443	
Chain Adapter HPL110					
art. no.: 151.004.154					
Rails					
Raker Rail RR150		Raker Rail Pin RRP01			
1654 x 207 x 62 mm art. no.: 151.002.296		207 x 44 x 30 mm art. no.: 151.002.501			
Waler Rail WR01		Waler Rail Pin WRP01			
2111 x 243 x 90 mm art. no.: 151.004.140		248 x 44 x 30 mm art. no.: 151.004.317			
Clamps					
Clamp CLA90		Nailing Pad CLA90N		Column Clamp CLA90C	
art. no.: 151.002.301		art. no.: 151.002.302		art. no.: 151.002.494	
				Pull Restrictor PRS90	
				art. no.: 151.004.117	
Assist Tools					
Carrying Strap CST90		Load Indicator LSE01		Tie Down Keys TDK60	
art. no.: 151.002.330		art. no.: 151.002.319		art. no.: 151.002.314	
Ratchet Belt RBL80		Chain CWH60		Earth Nail HEN100	
art. no.: 151.002.326		art. no.: 151.002.313		1025 x 52 x 52 mm art. no.: 151.004.139	
Shoring Hammer RS15		Nut Winder MNW80			
art. no.: 151.004.109		580 x 141 x 48 mm art. no.: 151.002.325			

SHORING & STABILIZATION

V-Strut		
art. no. : 150.062.158		
max. axial load	kN/t	16 / 1.6
closed length	mm	1,080
number of stroke steps		24
stroke step size	mm	30
total stroke	mm	720
extended length	mm	1,800
weight	kg	7.9

- Vehicle stabilization strut with integrated head, base plate and tensioning belt with hook and ratchet mechanism.
- All-in-one solution, no loose parts that may get lost.
- Ready for immediate use.
- Unique auto-lock system.
- Fast set-up in just 15 seconds.



V-Strut

Chocks & blocks set A	
art. no. : 150.562.010	
description	quantity
Step chock	2x
Wedge small	2x
Wedge large	2x



Set A

Chocks & blocks set B	
art. no. : 150.562.004	
description	quantity
Lock block low	2x
Lock block medium	2x
Lock block high	2x
Wedge small	2x
Wedge large	2x



Set B

- Made of recycled polyethylene, water- and oil-resistant.
- Virtually indestructible, longer lifespan than wood.
- Non-slip interlocking profile.

LIFTING BAGS HLB



HLB 16, 21, 31, 38

lifting bags - max. working pressure 12 bar					
model	art. no.	max. effective lifting force kN/t	max. inflation height mm	dimensions (L x W x H) mm	weight kg
HLB 2	350.321.021	21 / 2.1	94	200 x 160 x 22	0.7
HLB 6	350.321.022	55 / 5.6	141	285 x 245 x 22	1.6
HLB 8	350.321.023	82 / 8.4	179	335 x 295 x 22	2.1
HLB 11	350.321.025	110 / 11.2	207	403 x 325 x 25	3.2
HLB 16	350.321.026	155 / 15.8	236	467 x 390 x 25	4.5
HLB 21	350.321.027	210 / 21.4	266	517 x 440 x 25	5.6
HLB 31	350.321.028	306 / 31.2	321	608 x 530 x 27	8.6
HLB 38	350.321.030	370 / 37.7	352	662 x 585 x 27	10
HLB 53	350.321.031	520 / 53	411	767 x 690 x 27	15
HLB 63	350.321.032	620 / 63.2	456	827 x 750 x 27	17
HLB 85	350.321.034	855/87.2	550	948 x 870 x 27	23
HLB 96	350.321.033	940 / 95.9	565	987 x 910 x 27	25



STACK BAGS HSB



HSB 92, 74, 40, 27

stack bags - max. working pressure 12 bar					
model	art. no.	max. effective lifting force kN/t	max. inflation height mm	dimensions (L x W x H) mm	weight kg
HSB27	151.000.948	265 / 27	170	520 x 520 x 27	9.2
HSB40	151.000.949	388 / 39.6	170	620 x 620 x 27	13
HSB74	151.000.950	724 / 73.8	170	840 x 840 x 27	23.8
HSB92	151.000.951	904 / 92.2	170	920 x 920 x 27	28



ACCESSORIES HLB & HSB

air hoses					
item	description	length	art. no.	HLB	HSB
1	Air hose AH 5 Y	5 m	350.570.022	√	√
2	Air hose AH 5 B	5 m	350.570.023	√	√
3	Air hose AH 5 O	5 m	350.570.030	√	√
4	Air hose AH 10 Y	10 m	350.570.027	√	√
5	Air hose AH 10 B	10 m	350.570.026	√	√
6	Air hose AH 10 O	10 m	350.570.031	√	√

accessories					
item	description	art. no.	HLB	HSB	
7	Control unit HDC 12	350.182.095	√	√	
8	Control unit HTC12	151.002.137	√	√	
9	Pressure reducer PRV 12	350.182.100	√	√	
10	Connection piece	350.582.430	√	√	
11	Air control set ACS 12	350.182.125	√	√	
12	Shut-off hose SOH 12	350.182.096	√	√	
13	Air bottle 300 bar	350.581.096	√	√	
14	Lifting eyes set (2 pieces) **	350.182.129	√	--	
15	Air adapter set AAS 12	151.000.223	√	√	
16	Slider pads set (3 pieces) *	151.000.180	√	--	
17	Retaining strap set (4 pieces)	151.001.194	--	√	

* Standard for models HLB 11 and up | ** Optional for models HLB 31 and up



JACKS & WEDGES

aluminium jacks	HLJ 50 A 6	HLJ 50 A 10
art. no.	150.112.060	150.112.059
lifting capacity	kN/t 510 / 52	510 / 52
closed height	mm 150	196
stroke	mm 61	104
weight, ready for use	kg 7.0	8.7



toe jack	TJ 3610
art. no.	150.012.049
max. capacity on saddle	kN/t 118 / 12
max. capacity on toe	kN/t 98 / 10
lifting height / plunger stroke	mm 250
closed height	mm 448
min. insertion height toe	mm 56
weight, ready for use	kg 20.5



TJ 3610



Power Wedge	PW 5624
art. no.	150.062.228
operation	CORE
min. insertion height	mm 6
max. lifting height	mm 51
max. spreading force	kN/t 235 / 24
weight, ready for use (hose connected)	kg 10.4
weight (without hose)	kg 9.2



-Creates space for spreader or high-pressure lifting bag.



PW 5624

VARIOUS RESCUE TOOLS

concrete crusher	CC 23
art. no.	150.012.295
max. opening	mm 230
max. crushing force	kN/t 113 / 11.5
shape of tip	pointed
weight, ready for use (hose connected)	kg 20.7
weight (without hose)	kg 19.1



CC 23

- Heavy-duty: designed to quickly break away large, thick pieces of concrete.
- Limited dust: supports a clear view at the rescue scene.
- No vibrations: prevents risk of secondary collapse.
- Ideal to use in combination with mini cutter for cutting re-bar.
- More silent than use of rescue saw: only pump produces sound.



A perfect combination: crushing concrete with the CC 23 and cutting re-bar with mini cutter CU 4007 C or SMC 5006.

- Designed for heavy-duty work.
- The crusher hardly generates any dust.

mini cutter HMC 8 U - single acting	art. no.
1 360° rotation elbow and 30 cm pigtail hose; in synthetic case	150.012.027
2 With 360° rotation elbow and handpump PA 04 H 2 S mounted with 2m. hose; in synthetic case	150.142.070
max. cutting force	kN/t 79 / 8.1
depth / width of jaw	mm 40 / 40
weight, ready for use	kg 3.0

1



2



RESCUE ASSIST TOOLS

ram support	HRS 22	HRS 22 NCT
art. no.	150.181.011	150.003.105
max. load	kN/t 235 / 24	235 / 24
weight	kg 7.7	14.9

- Suitable for every door sill: HRS 22 NCT for wider door sills and B-pillars of new model cars.
- Various positioning bars for different ramming angles.
- NCT version with teeth providing grip and profiled bars to prevent tilting of the ram.



HRS 22 NCT

HRS 22

cross ram support set	XRS01
art. no.	151.001.164
max. load	kN/t 98.1 / 10
weight	kg 12.5



XRS 01

tool station	
art. no.	150.182.044
dimensions (L x W)	cm 250 x 200
weight	kg 3.7

- Durable, water- and dirt-repellent PVC coated polyester.
- Foldable, so easy to carry and store.



RESCUE ASSIST TOOLS

airbag protection cover Secunet III		
art. no.		350.182.089
weight	gr	800

- Easy to install, within seconds.
- For all passenger cars, modern vans, heavy goods vehicles and buses.
- In synthetic storage box with wall-mounting bracket.



sharp edge protection covers		SEP 5	
art. no.			150.581.676
	dimensions cm	weight kg	quantity
cover with Velcro	26 x 30	0.18	2x
blanket with magnets	60 x 60	0.52	2x
	150 x 60	1.20	1x

- Wear-resistant, fire-retardant polyester, water-repellent.
- Blankets with magnets for instant attachment to a vehicle.
- Washable (magnets are removable).



protection shield		
art. no.		150.182.045
dimensions (L x W)	mm	900 x 500
weight	kg	2.9

- Ensures optimal safety for the patient.
- Made of thick yet flexible PVC material.
- Transparent for continuously monitoring of the patient.
- With 4 handles to hold in any position.



RESCUE ASSIST TOOLS

Glass-Master		
art. no.		150.182.060
weight	kg	1.0

-Glass Master, to cut through laminated wind shield. Including window punch and mounting clips.



Window Punch		
art. no.		980.005.045
weight	gr	55

-Window punch for quick crushing of side windows of a car in case of an emergency.



rescue support bag	
art. no.	150.182.155
consisting of:	tyre deflator, seatbelt cutter, trim removal tools, window punch, flexible steel rule, marker pen, mini LED torch, multi-cutter, waist and thigh strap



extrication gloves			
art. no.	size	art. no.	size
590.000.514	6 / XS	590.000.518	10 / XL
590.000.515	7 / S	590.000.694	11 / 2XL
590.000.516	8 / M	590.000.695	12 / 3XL
590.000.517	9 / L		



PENTHEON - BATTERIES, CHARGERS AND CABLES



required accessories		art. no.
1	Battery PBPA288 (8.0 Ah)	151.004.315
accessories		art. no.
2	Battery Charger PBCH1 (AC-EU)	151.000.629
	Battery Charger PBCH2 (AC-US)	151.000.742
	Battery Charger PBCH3 (DC)	151.000.632
	Battery Charger PBCH4 (AC-JP)	151.000.630
	Battery Charger PBCH5 (AC-UK)	151.000.631
	Battery Charger PBCH6 (AC-KR)	151.001.209
	Battery Charger PBCH7 (AC-CN)	151.001.518
	Battery Charger PBCH8 (AC-IN)	151.001.519
3	Mains Power Connector PMC1 (EU)	151.000.633
	Mains Power Connector PMC2 (US)	151.000.743
	Mains Power Connector PMC4 (JP)	151.000.634
	Mains Power Connector PMC5 (UK)	151.000.635
	Mains Power Connector PMC6 (KR)	151.001.304
	Mains Power Connector PMC7 (CN)	151.001.642
	Mains Power Connector PMC8 (IN/ZA)	151.001.643
	4	Tool Diagnostic Cord PTDC1
5	Battery Diagnostic Tool PBDT1	151.000.509
6	On-Tool Charging Cord POTC1	151.000.499
7	Daisy Chain Power Cord DCPC1	151.000.503



BACKPACK PUMP



Backpack Pump GBP10EVO3

specifications	GBP10EVO3	
art. no. (excl. battery)	151.001.496	
engine	electric, battery-driven: 28 VDC - 700 W	
pump type	2-stage axial	
number of tool connections	1	
capacity oil tank	cc	635
capacity oil tank (effective)	cc	425
weight, ready for use ¹⁾	kg	7.5
continuous operation	per battery	30 minutes during common vehicle extrications

¹⁾ including battery, hydraulic oil and coupler



required accessories	for model	art. no.
1 Battery BPA 286 (6.0 Ah)	GBP10EVO3	151.000.307
accessories	art. no.	
Battery charger BCH1 (220 - 240 VAC)	150.182.208	
2 Battery charger BCH2 (100 - 120 VAC)	GBP10EVO3	150.182.209
Battery car charger BCH3, 12-24 VDC	150.182.286	
3 Battery pouch	GBP10EVO3	150.182.214
Mains power connector BMC1 (220 - 240 VAC)	150.182.206	
4 Mains power connector BMC2 (100 - 120 VAC)	GBP10EVO3	150.182.207

Emission-free

- Ideal for powering rescue equipment in confined spaces like tunnels, trains and collapsed buildings
- Healthier for rescuers and patients

All weather proof

- Suitable for use at below zero temperatures, down to -20° C
- Suitable for use in wet weather conditions



1



2

3



4

SPIDER RANGE PUMPS - SR 10



SR 10 PC 1

specifications	SR 10 PC 1	
art. no.	150.152.690	
EN 13204 ¹⁾	STO	
NFPA 1960 compliant	√	
engine	petrol: 2.1 HP - 1.6 kW	
pump type	3-stage axial	
number of tool connections	1	
capacity oil tank	cc	2,840
weight, ready for use ²⁾	kg	14.5

¹⁾ EN 13204: STO = Single Tool Operation | ²⁾ including hydraulic and engine oil, fuel and coupler

Large hydraulic oil capacity

- Pump can be used with any tool including the biggest rams.

SR 10 - accessories	art. no.
CORE elbow connector	150.182.176

Hydraulic oil level indicator

- For quick and easy monitoring of oil level from the outside of the pump.
- Also on SR 20 (see page 60).



3-stage pump technology

- Much higher flow/speed in 2nd stage for quicker rescue operations.
- Lower flow/speed in 3rd stage for more tool control.

Soft-grip carrying handle

- Better grip.
- Ergonomic design for improved carrying balance: pump easier to carry.

Compact and lightweight

- Ergonomic design.
- Easy to carry.
- Easy to store.



SPIDER RANGE PUMPS - SR 20



SR 20 PC 2 E

specifications	SR 20 PC 2	SR 20 PC 2 E	SR 20 DC 2
art. no.	151.000.856	151.000.857	150.152.730
EN 13204 ¹⁾	MTO	MTO	MTO
NFPA 1960 compliant	√	√	√
engine	petrol: 3,3 HP - 2.5 kW	petrol: 3.3 HP - 2.5 kW	electric: 230 VAC - 1.8 kW - 50 Hz - 1 Ph
pump type	2 x 3-stage axial pump	2 x 3-stage axial pump	3-stage axial pump
number of tool connections	2	2	2
capacity oil tank	cc 4,340	4,340	4,340
weight, ready for use ²⁾	kg 23.2 ²⁾	23.3 ²⁾	34.0 ³⁾

¹⁾ EN 13204: MTO = Multiple Tool Operation | ²⁾ including hydraulic and engine oil, fuel and couplers | ³⁾ including hydraulic oil and coupler(s)

3-stage pump technology

- Much higher flow/speed in 2nd stage for quicker rescue operations.
- Lower flow/speed in 3rd stage for more tool control.

SR 20 - accessories	art. no.
CORE elbow connector	150.182.176

Large hydraulic oil capacity

- Enough oil to operate any two rescue tools at the same time.

Compact and lightweight

- Ergonomic design.
- Easy to carry.
- Easy to store.

ECO mode - SR 20 PC 2 E

- For optimal reduction of noise and fuel consumption.
- Less noise means less stress for patients and easier on-scene communication.
- Reduced fuel consumption extends the pump's operation time.

SPIDER RANGE PUMPS - SR 40/42



SR 40 PC 2

specifications	SR 40 PC 2	SR 42 PC 2 S
art. no.	150.152.715	150.152.761
EN 13204 ¹⁾	MTO	MTO
NFPA 1960 compliant	√	√
engine	petrol: 5.5 HP - 4.1 kW	petrol: 5.5 HP - 4.1 kW
pump type	3-stage axial pump	3-stage axial pump
number of tool connections	2	2
length hoses on double hose reel	m --	20
capacity oil tank	cc 6,340	6,340
weight, ready for use ²⁾	kg 37.3 ²⁾	70.9 ²⁾

¹⁾ MTO = Multiple Tool Operation | ²⁾ including hydraulic and engine oil, fuel and couplers

3-stage pump technology

- Much higher flow/speed in 2nd stage for quicker rescue operations.
- Lower flow/speed in 3rd stage for more tool control.

SR 40 - accessories	art. no.
CORE elbow connector	150.182.176



SR 42 PC 2 S

PUMPS - HAND / FOOT / AIR



PA 18 H 2 C

specifications	single hose ¹⁾		CORE	
	PA 04 H 2 S	PA 09 H 2 S	PA 18 H 2 C	PA 18 F 2 C
art. no.	150.142.046	150.142.068	150.142.056	150.142.060
number of tool connections ²⁾	1	1	1	1
number of stages	2	2	2	2
operation	hand	hand	hand	foot
capacity oil tank cc	410	900	1,800	1,800
weight, ready for use ³⁾ kg	3.5	4.8	7.7	8.4

¹⁾ for use with single acting tools only | ²⁾ EN 13204: STO = Single Tool Operation | ³⁾ including hydraulic oil and coupler



HOSES



CORE hose C 10 OU



HR 5420 O

CORE hoses	art. no.	color	length (m)	weight (kg) ¹⁾
C 05 OU	150.570.042	orange	5	2.5
C 05 ZU	150.570.060	black	5	2.5
C 10 OU	150.570.043	orange	10	4.7
C 10 ZU	150.570.061	black	10	4.7
C 15 OU	150.570.044	orange	15	6.9
C 15 ZU	150.570.062	black	15	6.9
C 20 OU	150.570.095	orange	20	9.1
C 20 ZU	150.570.225	black	20	9.1
CORE connection hoses	art. no.	color	length (m)	weight (kg) ¹⁾
C 1.5 OU	150.570.049	orange	1.5	1
C 03 OU	150.570.125	orange	3	1.6
single hoses	art. no.	color	length (m)	weight (kg) ¹⁾
B 3 SOU	150.572.033	orange	3	1.6
B 5 SOU	150.572.058	orange	5	2.3

¹⁾ weight with couplers and filled with oil

hose reel CORE	art. no.	color	length (m)	dimensions (mm)	weight (kg) ¹⁾
HR 5420 O	150.072.178	orange	20	526 x 251 x 521	19.4

¹⁾ weight inclusive hose with couplers and filled with oil

Foldable handle for hose rolling on hose reel

- To save valuable storage space in your truck.
- Quick & easy to use: handle folds out and locks in one step.





HOLMATRO OFFICES AND DEALERS

All over the world

Thanks to our worldwide sales and service network there's always a Holmatro representative nearby, ready to assist you!

Find your nearest Holmatro representative on holmatro.com



Holmatro Netherlands


Raamsdonksveer,
The Netherlands
T +31 (0) 162 58 92 00

Holmatro USA

Glen Burnie MD,
USA
T +1 410-768-9662

Holmatro China

Suzhou, Jiangsu Province
China
T +86 (512) 6380 7060



With two high-tech production plants in the Netherlands and the USA, the strictest quality, safety and performance standards in the market and a history of groundbreaking product innovations, Holmatro is the world's leading rescue tool supplier. We are very proud to see that Holmatro tools are the first choice of many fire & rescue professionals around the globe.

PERSONAL POWER PUMP

The first lightweight, mobile rescue pump enabling one man to carry a full set of tool, pump and hoses on his own.



INCLINED CUTTING

INCLINED CUTTER

First cutter with a 30-degree angled jaw, improving user comfort and maximizing working space.

T1

All-in-one forcible entry tool for rescue applications

HOLMATRO T1



OMNISHORE

A revolutionary shoring system reimagined from the ground up, designed in accordance with the highest standards of quality and safety.

OmniShore

Safety secured.



A HISTORY OF INNOVATION

1968 1969 1970 1971 1972 1973 1974 1975 1976 1977 1978 1979 1980 1981 1982 1983 1984 1985 1986 1987 1988 1989 1990 1991 1992 1993 1994 1995 1996 1997 1998 1999 2000 2001 2002 2003 2004 2005 2006 2007 2008 2009 2010 2011 2012 2013 2014 2015 2016 2017 2018 2019 2020 2021 2022 2023



720 BAR WORKING PRESSURE

First hydraulic rescue tools operating at a pressure higher than 500 bar. The birth of lighter and more compact rescue equipment.



DOUBLE PLUNGER RAM

First ram with twin plungers. Designed to double the spreading distance without the risk of a plunger bending.



NCT CUTTERS

First cutter with U-shaped NCT (New Car Technology) blades, specially designed to cut new car construction.



BATTERY TOOLS

First high-performance battery-powered rescue tools. Easy to carry and handle thanks to a low weight (< 15 kg incl. battery).



CORE TECHNOLOGY

The world's first single hose / single coupler system. A turning point in rescue tool technology, making rescue procedures safer, quicker and easier.

PENTHEON SERIES

Unparalleled speed, ultimate control and the unrestrained performance to keep working in all circumstances. Miles ahead of all other rescue tools in the market.



MINI CUTTER

The first Cordless Mini Cutter to complete any rescue set.



**YOU CAN COUNT ON US,
FOR LIFE**

holmatro.com

-  Holmatro Rescue World
-  @HolmatroRescue
-  holmatrorescue
-  HolmatroRescue
-  Holmatro Rescue Equipment
-  @holmatrorescue